






Fabric requirements and cutting

Medium 76\*108 Full/Queen

Fabric	Yardage	Cutting
Background Gray	4 yd	<p>Cut 3) 9 ¼" strip into 12) 9 ¼" square <b>Cut twice</b> on the diagonal   <b>Place 24 in clue 2 baggie &amp; 24 in clue 5 baggie</b></p> <p>Cut 3) 4 7/8" strips into 24) 4 7/8" squares <b>Cut once</b> on the diagonal   <b>Place in clue 5 baggie</b></p> <p>Cut 5) 4 7/8" strips into 36) 4 7/8" squares <b>DRAW</b> one diagonal line on the wrong side   <b>Place in clue 1 baggie</b></p> <p>Cut 6) 4 ½" strips into 48) 4 ½" squares  <b>Place in clue 4 baggie</b></p> <p>Cut 6) 4 ½" strips into 24) 4 ½" x 8 ½" rectangles  <b>Place in clue 3 baggie</b></p> <p>Cut 8) 2 ½" strips for inner border  <b>Place in clue 7 baggie</b></p>
Medium blue	1 yd	<p>Cut 6) 4 7/8" strips into 12) 4 7/8" squares  <b>Place in clue 1 baggie</b></p> <p>Using the remaining strips cut 36) 4 7/8" squares <b>Cut once</b> on the diagonal   <b>Place in clue 2 baggie</b></p>
Medium green	½ yd	<p>Cut 3) 4 7/8" strip into 24) 4 7/8" squares  <b>Place in clue 1 baggie</b></p>
Dark Blue	3 yd	<p>Cut 6) 8 7/8" strip into 24) 8 7/8" squares <b>Cut once</b> on the diagonal   <b>Place in clue 5 baggie</b></p> <p>Cut 1) 6 1/8" strip into 6) 6 1/8" square  <b>Place in clue 2 baggie</b></p> <p>Cut 9) 4 ½" strips for outer border  <b>Place in clue 7 baggie</b></p>

\*\*\*All yardage requirements are for 42" useable width fabrics\*\*\*

I strongly suggest pressing your fabric with starch before cutting.